




# POSICIONES VALORES DEL IBEX ESPAÑA



**STAMINA TRADERS**  
INVESTMENT GROUP

Número teléfono: 608 940 495

CEO & Co Founder

**Ernesto Simó**

CEO & Co Founder

**Joan Sanchez**

CEO & Co Founder

**Juan Luis Torralbo**

Colaborador

**Robert Mir**



**AGENCIAS Y POSICIONES  
ESPAÑA**



# 17 de Marzo

## Número 8 del 2.017

### INDICE

Abertis Infr.	Página 3	Indra A	Página 26
Acciona	Página 4	Int.Airl.Grp	Página 27
Acerinox	Página 5	Mapfre	Página 28
ACS	Página 6	Mediaset Esp	Página 29
Aena	Página 7	Melia Hotels	Página 30
Amadeus	Página 8	Merlin Prop.	Página 31
Arcel.Mittal	Página 9	Red Ele.Corp	Página 32
Banco Sabadell	Página 10	Repsol	Página 33
Banco Popular	Página 11	Santander	Página 34
Bankia	Página 12	Tec. Reunidas	Página 35
Bankinter	Página 13	Telefónica	Página 36
BBVA	Página 14	Viscofan	Página 37
Caixabank	Página 15	Destacados de la semana	Página 38
Cellnex	Página 16	Datos fundamentales	Página 39
DIA	Página 17		
Enagas	Página 18		
Endesa	Página 19		
Ferrovial	Página 20		
Gamesa	Página 21		
Gas Natural	Página 22		
Grifols	Página 23		
Iberdrola	Página 24		
Inditex	Página 25		

# ABERTIS INFR

C  
U  
A  
D  
R  
O

Ord. C.	0,085	Volumen C.	20292	Precio C.	5.739.000 (0)	Precio V.	33309	Volumen V.	0,59%	Ord. V.
1		100		14,450		14,550		4465		6
1		425		14,350		14,570		500		1
1		570		14,340		14,580		1050		1
1		83		14,330		14,590		375		1
1		1000		14,310		14,600		14319		6
1		140		14,300		14,610		450		1
1		2000		14,260		14,615		2000		1
1		1300		14,250		14,620		2000		1
1		71		14,230		14,630		27		1
2		1955		14,200		14,640		1453		3
1		1000		14,170		14,650		1440		3
1		1500		14,150		14,660		1290		2
1		900		14,120		14,675		174		1
2		725		14,110		14,680		73		1
2		282		14,100		14,685		1000		1
1		20		14,050		14,690		500		1
2		930		14,030		14,695		633		1
8		6376		14,000		14,700		1351		3
1		715		13,980		14,720		73		1
1		200		13,960		14,740		136		1

P  
O  
S  
I  
C  
I  
O  
N  
E  
S



# ACCIONA

C  
U  
A  
D  
R  
O

Ord. C.	Volumen C.	Precio C.	Precio V.	Volumen V.	Ord. V.
	0,470	8101	241.653 (0)	8380	0,65%
1	41	72,700	73,210	700	1
1	10	72,070	73,260	500	1
4	2220	72,000	73,350	1680	1
2	640	71,900	73,600	110	1
1	325	71,830	74,000	141	3
1	60	71,810	74,450	76	1
2	593	71,610	74,500	200	1
3	270	71,500	74,700	814	1
1	300	71,350	74,900	115	2
1	200	71,300	74,980	100	1
1	425	71,250	75,000	259	5
1	70	71,200	75,200	1560	4
1	70	71,140	75,400	42	1
1	1000	71,100	75,460	489	1
1	33	71,090	75,500	588	4
5	558	71,000	75,590	181	1
1	50	70,600	75,690	140	1
2	500	70,020	75,840	280	1
6	716	70,000	75,860	80	1
1	20	69,990	75,950	325	1

P  
O  
S  
I  
C  
I  
O  
N  
E  
S



# ACERINOX

C  
U  
A  
D  
R  
O

P  
O  
S  
I  
C  
I  
O  
N  
E  
S

Ord. C.	Volumen C.	Precio C.	Precio V.	Volumen V.	Ord. V.
0,180	21882	1.424.101 (0)	77148	1,33%	
1	444	13,610	13,760	2000	1
3	2065	13,500	13,800	11341	6
1	800	13,480	13,830	1000	1
1	890	13,470	13,835	2000	1
1	1700	13,460	13,840	80	1
1	1000	13,455	13,850	370	2
2	320	13,450	13,860	1000	1
1	100	13,425	13,870	800	1
1	500	13,420	13,880	800	1
3	1743	13,400	13,890	2000	1
1	200	13,390	13,895	102	1
1	100	13,350	13,900	27822	15
1	68	13,300	13,910	216	1
1	1350	13,230	13,920	1500	1
4	5418	13,200	13,930	2578	3
1	1000	13,170	13,940	5763	4
1	500	13,160	13,945	6832	3
1	2000	13,145	13,950	7114	5
1	1484	13,125	13,970	2830	5
1	200	13,110	13,975	1000	1



# ACS CONST.

C  
U  
A  
D  
R  
O

P  
O  
S  
I  
C  
I  
O  
N  
E  
S

0,775		11109		1.639.827 (0)		19437		2,56%	
Ord. C.	Volumen C.	Precio C.	Precio V.	Volumen V.	Ord. V.				
1	31	30,950	31,090	1116	1				
1	800	30,750	31,100	3834	3				
1	80	30,400	31,105	700	1				
1	666	30,310	31,110	51	1				
1	185	30,260	31,195	76	1				
1	110	30,100	31,200	860	4				
3	1235	30,000	31,220	802	3				
1	3000	29,850	31,300	166	2				
1	336	29,800	31,310	155	1				
1	300	29,700	31,340	250	1				
1	200	29,600	31,350	600	1				
1	474	29,515	31,360	7	1				
1	350	29,510	31,390	208	2				
8	2438	29,500	31,400	1353	4				
1	50	29,460	31,440	68	1				
1	150	29,410	31,450	301	1				
1	50	29,400	31,480	2560	1				
1	68	29,350	31,490	1275	2				
1	500	29,300	31,500	4354	5				
1	86	29,260	31,520	701	1				



# AENA

C  
U  
A  
D  
R  
O

1,100		2894		231.124 (0)		2637		0,80%	
Ord. C.	Volumen C.	Precio C.	Precio V.	Volumen V.	Ord. V.				
2	200	137,500	139,650	8	1				
1	50	137,100	139,950	40	1				
1	25	137,000	140,000	708	13				
1	50	135,950	140,200	2	1				
1	57	135,050	140,500	185	1				
1	50	135,000	140,900	76	1				
1	15	134,600	141,000	500	1				
1	377	134,500	141,350	37	1				
1	30	134,000	141,500	122	2				
2	503	133,500	142,000	626	3				
1	40	133,250	142,550	3	1				
1	50	133,050	143,000	30	1				
1	80	132,750	144,000	20	1				
1	22	132,700	144,900	36	1				
1	12	132,250	145,000	27	1				
5	304	132,000	147,800	15	1				
2	95	130,850	149,000	23	2				
2	816	130,000	149,900	100	1				
1	80	129,500	150,000	57	3				
1	38	128,000	154,500	22	1				

P  
O  
S  
I  
C  
I  
O  
N  
E  
S



# AMADEUS

C  
U  
A  
D  
R  
O

P  
O  
S  
I  
C  
I  
O  
N  
E  
S

0,365		8239		979.799 (0)		21217		0,80%	
Ord. C.	Volumen C.	Precio C.	Precio V.	Volumen V.	Ord. V.				
1	195	45,500	46,400	588	3				
1	111	45,100	46,450	33	1				
1	288	45,050	46,480	1000	1				
1	60	44,840	46,500	1090	3				
1	600	44,830	46,700	150	1				
1	310	44,200	46,850	68	1				
1	210	44,070	46,860	79	1				
1	227	44,050	47,000	614	3				
1	156	44,040	47,500	20	1				
1	115	44,030	47,900	925	1				
2	517	44,020	48,000	9179	16				
1	120	44,010	48,670	6	1				
1	704	44,005	48,750	5477	1				
2	275	44,000	49,000	1693	2				
1	250	43,900	49,500	244	1				
2	165	43,390	49,910	3	1				
1	69	43,300	50,000	48	1				
5	3037	43,000							
1	230	42,900							
1	600	42,870							





# ARCEL.MITTAL

C  
U  
A  
D  
R  
O

-0,014		62217	3.125.964 (0)		122560	-0,16%	
Ord. C.	Volumen C.	Precio C.	Precio V.	Volumen V.	Ord. V.		
1	2353	8,500	8,540	6000	2		
1	2400	8,460	8,550	2300	1		
1	100	8,455	8,570	1000	1		
2	2616	8,451	8,574	22	1		
1	100	8,450	8,585	1280	1		
1	2500	8,430	8,590	2500	2		
1	250	8,415	8,592	1826	1		
1	1000	8,407	8,600	26558	11		
2	8500	8,400	8,610	357	1		
3	1500	8,380	8,620	2210	2		
1	5000	8,371	8,630	6359	5		
1	4200	8,360	8,637	1850	1		
1	5000	8,351	8,638	1000	1		
1	12000	8,350	8,640	14304	5		
1	1798	8,340	8,648	5000	1		
2	3000	8,330	8,650	15338	8		
1	5000	8,326	8,660	19100	2		
1	1000	8,325	8,670	2470	2		
2	3540	8,320	8,683	3586	1		
1	360	8,319	8,690	9500	3		

P  
O  
S  
I  
C  
I  
O  
N  
E  
S



ArcelorMittal

# B. SABADELL

C  
U  
A  
D  
R  
O

Ord. C.	Volumen C.	Precio C.	Precio V.	Volumen V.	Ord. V.
0,033	329235	40.290.790 (0)		1706962	2,00%
1	10000	1,668	1,690	19524	5
2	47950	1,660	1,695	27000	2
2	10254	1,656	1,698	200	1
4	12738	1,650	1,699	2147	2
1	10000	1,642	1,700	856799	91
1	1000	1,640	1,701	10000	1
1	1000	1,630	1,702	7072	1
1	10000	1,622	1,710	94694	11
1	1020	1,621	1,715	3000	1
12	98313	1,600	1,720	120566	18
1	3762	1,596	1,723	5831	1
2	2000	1,590	1,725	8124	2
1	10000	1,588	1,728	1000	1
1	5000	1,586	1,730	80137	11
1	250	1,583	1,735	1731	1
2	53493	1,580	1,736	7121	1
2	10000	1,575	1,740	60263	15
1	10000	1,572	1,745	40580	3
5	29455	1,570	1,748	5202	1
1	3000	1,567	1,750	355971	51

P  
O  
S  
I  
C  
I  
O  
N  
E  
S



# B. POPULAR

C  
U  
A  
D  
R  
O

0,013		954842		50.462.296 (0)		1780419		1,41%	
Ord. C.	Volumen C.	Precio C.	Precio V.	Volumen V.	Ord. V.				
1	800	0,930	0,936	11120	2				
1	30000	0,925	0,937	45000	4				
3	4168	0,920	0,939	51191	3				
2	42900	0,918	0,940	380254	21				
1	21000	0,917	0,941	39750	3				
3	248027	0,915	0,942	39315	5				
2	86900	0,914	0,943	79399	5				
1	3050	0,912	0,944	35052	5				
1	10263	0,911	0,945	80500	4				
10	71006	0,910	0,946	62500	2				
1	10000	0,909	0,947	125531	3				
1	1000	0,908	0,948	84950	5				
9	112078	0,905	0,949	25363	3				
1	481	0,904	0,950	342833	38				
1	10000	0,902	0,951	2450	1				
1	26000	0,901	0,952	188671	4				
31	240799	0,900	0,953	31000	3				
2	13500	0,899	0,954	82000	4				
1	20000	0,898	0,955	57356	6				
1	2870	0,897	0,956	16184	3				

P  
O  
S  
I  
C  
I  
O  
N  
E  
S



Popular

# BANKIA

C  
U  
A  
D  
R  
O

Ord. C.	Volumen C.	Precio C.	Precio V.	Volumen V.	Ord. V.
0,011	441336	48.980.995 (0)		1547461	1,04%
6	14062	1,071	1,075	26000	1
2	47000	1,070	1,078	2500	1
1	27000	1,065	1,079	395000	3
1	30000	1,062	1,080	100494	13
1	3770	1,061	1,082	71900	4
3	14000	1,060	1,083	3965	1
1	10000	1,059	1,084	11250	3
2	70000	1,054	1,085	33400	5
3	25920	1,053	1,086	4000	1
1	10000	1,052	1,087	40000	2
12	114071	1,050	1,088	8594	2
1	520	1,049	1,089	10000	1
2	5000	1,045	1,090	648388	19
5	44157	1,040	1,091	5500	1
1	7000	1,037	1,092	4000	1
1	1296	1,034	1,094	4000	2
1	4000	1,030	1,095	46117	7
1	1500	1,026	1,097	76073	2
1	10240	1,024	1,098	25250	3
1	1800	1,022	1,099	31030	4

P  
O  
S  
I  
C  
I  
O  
N  
E  
S



Bankia

# BANKINTER

C  
U  
A  
D  
R  
O

0,059		41713		3.640.405 (0)		78464		0,78%	
Ord. C.	Volumen C.	Precio C.	Precio V.	Volumen V.	Ord. V.				
1	6000	7,550	7,620	1500	1				
1	300	7,522	7,640	5800	2				
1	1500	7,510	7,645	1750	1				
1	1250	7,500	7,650	12799	5				
1	2000	7,465	7,655	1500	1				
2	1750	7,450	7,660	965	1				
2	6000	7,440	7,666	100	1				
2	8000	7,430	7,670	1200	1				
1	1650	7,423	7,680	6000	2				
1	1000	7,402	7,689	4330	2				
2	2250	7,400	7,690	933	3				
1	40	7,382	7,695	390	1				
2	2420	7,380	7,698	38	1				
1	4100	7,370	7,700	25306	9				
1	1000	7,360	7,710	700	1				
1	1000	7,350	7,720	415	1				
2	1206	7,320	7,740	7660	2				
1	40	7,311	7,750	5833	2				
2	166	7,310	7,770	960	2				
1	41	7,303	7,794	285	1				

P  
O  
S  
I  
C  
I  
O  
N  
E  
S



bankinter.

# BBVA

C  
U  
A  
D  
R  
O

Ord. C.	Volumen C.	Precio C.	Precio V.	Volumen V.	Ord. V.
<b>0,025</b>	<b>134426</b>	<b>39.245.963 (0)</b>		<b>405768</b>	<b>0,35%</b>
2	353	7,050	7,100	1800	2
2	3200	7,040	7,120	7800	1
1	900	7,030	7,130	3010	2
4	15500	7,010	7,149	4200	1
11	20186	7,000	7,150	52799	12
1	2500	6,997	7,160	1724	1
1	2000	6,985	7,164	4176	1
1	1000	6,980	7,170	2374	3
1	1905	6,975	7,171	1000	1
1	3500	6,970	7,175	2750	1
4	8235	6,960	7,180	18345	15
1	12000	6,951	7,182	8000	1
4	27130	6,950	7,185	3080	2
1	165	6,940	7,188	1192	1
6	4275	6,920	7,190	23581	9
3	6400	6,910	7,199	1995	2
6	20300	6,900	7,200	207416	75
2	3060	6,880	7,205	1785	1
1	1417	6,877	7,210	53842	12
1	400	6,870	7,220	4899	2

P  
O  
S  
I  
C  
I  
O  
N  
E  
S



# BBVA

# CAIXABANK

C  
U  
A  
D  
R  
O

0,009		151704		32.325.793 (0)		227822		0,23%	
Ord. C.	Volumen C.	Precio C.	Precio V.	Volumen V.	Ord. V.				
1	400	3,850	3,879	1500	1				
1	5000	3,845	3,890	32250	3				
1	1000	3,841	3,899	2694	1				
1	12000	3,840	3,900	59128	15				
1	10000	3,835	3,901	5000	1				
1	1000	3,833	3,905	3730	2				
2	2500	3,810	3,909	1341	1				
9	32030	3,800	3,910	13239	7				
2	13000	3,790	3,915	1525	1				
1	10000	3,782	3,919	7372	3				
1	500	3,780	3,920	47238	9				
2	3000	3,770	3,921	3801	3				
1	1000	3,769	3,924	475	1				
1	5300	3,760	3,925	2027	1				
1	15000	3,755	3,926	750	1				
2	22533	3,750	3,930	18518	9				
1	2057	3,747	3,936	6500	1				
2	7000	3,740	3,938	831	1				
2	2306	3,725	3,940	16981	10				
2	6078	3,720	3,943	2922	1				

P  
O  
S  
I  
C  
I  
O  
N  
E  
S



# CELLNEX

C  
U  
A  
D  
R  
O

Ord. C.	Volumen C.	Precio C.	Precio V.	Volumen V.	Ord. V.
0,230	10747	1.295.858 (0)		59621	1,47%
1	100	15,650	15,870	1549	2
1	100	15,640	15,880	800	1
1	500	15,600	15,890	1000	1
1	324	15,425	15,900	756	4
1	325	15,350	15,910	2380	1
1	260	15,260	15,950	200	1
5	1420	15,200	15,970	300	1
5	782	15,000	15,980	1145	2
1	400	14,950	16,000	37744	21
1	270	14,940	16,010	440	2
1	200	14,850	16,050	35	1
1	500	14,810	16,100	571	3
2	386	14,800	16,125	72	1
1	400	14,750	16,160	600	1
2	1170	14,700	16,190	2500	1
1	500	14,620	16,200	442	3
1	308	14,580	16,240	330	2
1	172	14,530	16,250	1589	3
4	2457	14,500	16,270	367	1
1	173	14,450	16,300	6801	5

P  
O  
S  
I  
C  
I  
O  
N  
E  
S





# DIA

C  
U  
A  
D  
R  
O

0,027		77299		4.852.149 (0)		134613		0,52%	
Ord. C.	Volumen C.	Precio C.		Precio V.		Volumen V.		Ord. V.	
3	12577	5,180		5,245		900		1	
1	5500	5,175		5,249		400		1	
2	8000	5,170		5,250		53152		19	
1	203	5,155		5,253		1000		1	
2	4100	5,150		5,255		2000		1	
2	2192	5,140		5,260		14772		3	
1	200	5,130		5,270		1200		2	
1	350	5,124		5,280		3850		2	
2	785	5,120		5,290		4560		3	
1	430	5,113		5,294		500		1	
3	2820	5,110		5,295		45		1	
11	12475	5,100		5,298		1200		1	
1	1860	5,093		5,299		6282		2	
1	1385	5,090		5,300		31555		20	
2	5800	5,084		5,302		1359		1	
1	300	5,082		5,310		295		1	
5	9792	5,080		5,314		780		1	
1	1970	5,075		5,315		3500		1	
1	288	5,072		5,318		4743		2	
4	6272	5,070		5,320		2520		4	

P  
O  
S  
I  
C  
I  
O  
N  
E  
S



# ENAGAS

C  
U  
A  
D  
R  
O

Ord. C.	Volumen C.	Precio C.	Precio V.	Volumen V.	Ord. V.
		<b>4.089.995 (0)</b>		<b>27336</b>	<b>-1,82%</b>
	<b>-0,425</b>	<b>31635</b>			
1	654	22,890	23,380	1000	1
2	600	22,880	23,390	2600	1
2	320	22,870	23,435	128	1
1	180	22,860	23,440	1275	1
2	2640	22,855	23,450	6	1
3	1500	22,850	23,500	4213	3
1	1000	22,830	23,530	855	1
1	170	22,820	23,540	858	1
13	5584	22,800	23,550	1290	2
1	60	22,780	23,580	3250	2
1	260	22,760	23,590	1500	1
5	1282	22,750	23,600	1363	5
1	100	22,710	23,620	400	1
10	10913	22,700	23,625	166	1
1	200	22,695	23,650	1000	1
1	131	22,690	23,670	773	1
2	3500	22,670	23,680	300	1
1	1000	22,660	23,700	5700	4
2	1295	22,640	23,710	584	3
2	246	22,610	23,720	75	1

P  
O  
S  
I  
C  
I  
O  
N  
E  
S



# ENDESA

C  
U  
A  
D  
R  
O

Ord. C.	Volumen C.	Precio C.	Precio V.	Volumen V.	Ord. V.
0,130	56534	1.618.714 (0)		20666	0,63%
1	500	20,450	20,670	49	1
1	2000	20,400	20,700	1718	3
1	300	20,350	20,705	300	1
1	260	20,320	20,740	900	2
6	1793	20,300	20,750	1110	2
1	2500	20,270	20,765	300	1
1	14807	20,260	20,800	410	2
4	3400	20,250	20,830	3000	2
3	8910	20,200	20,840	194	1
1	1000	20,155	20,850	150	1
2	1445	20,150	20,860	2000	1
1	500	20,140	20,865	255	1
1	250	20,050	20,890	160	1
1	300	20,020	20,900	5229	7
1	1090	20,005	20,910	250	1
14	11219	20,000	20,920	300	1
3	5250	19,950	20,930	1490	3
1	300	19,920	20,940	956	1
2	310	19,900	20,945	420	1
1	400	19,840	20,950	1475	3

P  
O  
S  
I  
C  
I  
O  
N  
E  
S



# FERROVIAL

C  
U  
A  
D  
R  
O

Ord. C.	Volumen C.	Precio C.	Precio V.	Volumen V.	Ord. V.
<b>0,350</b>	<b>59707</b>	<b>2.520.005 (0)</b>		<b>59595</b>	<b>1,94%</b>
1	112	18,100	18,440	1547	1
1	100	17,970	18,450	4289	4
1	111	17,950	18,460	174	1
8	18311	17,900	18,470	822	1
2	1125	17,750	18,480	500	1
1	394	17,745	18,490	5999	3
1	1000	17,690	18,500	30378	20
1	280	17,630	18,510	145	1
1	1000	17,580	18,550	337	1
1	568	17,560	18,585	1000	1
1	57	17,540	18,590	4174	3
14	25295	17,500	18,600	2250	5
1	500	17,460	18,610	1022	1
2	1091	17,450	18,615	180	1
1	5383	17,440	18,620	50	1
1	50	17,425	18,630	1000	1
1	320	17,410	18,640	25	1
2	660	17,400	18,650	1844	2
1	1000	17,360	18,660	680	2
3	2350	17,350	18,700	3179	5

P  
O  
S  
I  
C  
I  
O  
N  
E  
S



ferrovial

# GAMESA

C  
U  
A  
D  
R  
O

0,020		21102		1.905.532 (0)		67927		0,09%	
Ord. C.	Volumen C.	Precio C.	Precio V.	Volumen V.	Ord. V.				
1	1000	21,510	21,750	2300	1				
5	2170	21,500	21,780	300	1				
1	275	21,420	21,790	1874	3				
1	740	21,400	21,800	802	3				
1	2000	21,390	21,810	1780	3				
1	367	21,375	21,850	1300	1				
3	768	21,350	21,860	2517	1				
4	1219	21,300	21,890	1278	2				
2	2594	21,290	21,900	2144	3				
2	387	21,250	21,910	2500	1				
1	850	21,225	21,920	300	1				
1	500	21,210	21,940	6203	1				
3	1970	21,200	21,950	14409	5				
1	800	21,150	21,970	1401	2				
1	25	21,120	21,975	400	1				
7	2730	21,000	21,980	816	3				
1	800	20,950	21,990	73	1				
1	400	20,935	22,000	18105	28				
2	1157	20,900	22,025	3400	1				
2	350	20,650	22,050	6025	3				

P  
O  
S  
I  
C  
I  
O  
N  
E  
S



# GAS NATURAL

C  
U  
A  
D  
R  
O

Ord. C.	Volumen C.	Precio C.	Precio V.	Volumen V.	Ord. V.
<b>0,295</b>	<b>23185</b>	<b>2.541.417 (0)</b>	<b>31662</b>	<b>1,56%</b>	
1	79	18,670	19,160	375	2
1	500	18,630	19,190	2479	3
3	2300	18,600	19,200	941	3
1	300	18,500	19,220	635	1
3	3155	18,410	19,250	1677	6
1	543	18,400	19,280	1776	1
1	200	18,395	19,290	58	1
1	150	18,380	19,300	2860	2
1	500	18,360	19,325	165	1
1	65	18,350	19,340	450	1
1	500	18,330	19,350	599	3
1	2000	18,310	19,370	2013	3
2	390	18,300	19,400	2022	3
2	525	18,200	19,490	180	2
1	300	18,100	19,500	12292	16
1	500	18,050	19,520	320	2
1	700	18,030	19,540	100	1
3	4830	18,020	19,550	500	2
1	500	18,015	19,570	500	1
11	5148	18,000	19,600	1720	3

P  
O  
S  
I  
C  
I  
O  
N  
E  
S



# GRIFOLS

C  
U  
A  
D  
R  
O

0,650	26404	1.612.249 (0)	43772	3,09%	
Ord. C.	Volumen C.	Precio C.	Precio V.	Volumen V.	Ord. V.
1	835	21,100	21,750	300	1
1	475	21,000	21,800	717	3
1	863	20,850	21,810	177	1
1	1900	20,750	21,840	106	1
1	500	20,700	21,850	266	2
2	385	20,650	21,890	2400	2
1	210	20,610	21,900	4665	5
1	377	20,545	21,920	140	1
3	398	20,500	21,950	440	2
1	250	20,400	21,980	100	1
1	2000	20,380	21,990	17121	2
1	1000	20,300	22,000	12195	17
1	2871	20,250	22,050	1000	1
1	500	20,230	22,060	1850	1
2	4172	20,200	22,100	184	2
1	150	20,150	22,140	161	2
3	5147	20,100	22,200	500	1
1	1000	20,065	22,250	400	1
1	2871	20,050	22,350	150	1
1	500	20,015	22,450	900	2

P  
O  
S  
I  
C  
I  
O  
N  
E  
S



GRIFOLS

# IBERDROLA

C  
U  
A  
D  
R  
O

0,086		112539		34.892.890 (0)		560431		1,35%	
Ord. C.	Volumen C.	Precio C.		Precio V.		Volumen V.		Ord. V.	
1	76	6,410		6,447		1242		1	
2	991	6,350		6,449		7960		2	
2	1350	6,330		6,450		60463		34	
1	6000	6,325		6,455		1000		1	
1	13500	6,324		6,457		2300		1	
1	862	6,321		6,460		6160		2	
2	3000	6,320		6,465		3815		1	
2	3600	6,310		6,470		4972		3	
9	7286	6,300		6,477		1044		1	
2	5000	6,290		6,480		58273		19	
1	1000	6,289		6,485		2222		1	
1	4700	6,280		6,488		4000		1	
1	200	6,278		6,490		29436		13	
1	237	6,276		6,495		5774		2	
3	1930	6,270		6,498		50		1	
4	8930	6,260		6,500		353845		157	
25	36720	6,250		6,502		168		1	
1	800	6,245		6,510		858		1	
3	13357	6,240		6,515		750		1	
1	3000	6,230		6,520		16099		6	

P  
O  
S  
I  
C  
I  
O  
N  
E  
S





# INDITEX

C  
U  
A  
D  
R  
O

0,225		15211		8.521.481 (0)		69191		0,71%	
Ord. C.	Volumen C.	Precio C.	Precio V.	Volumen V.	Ord. V.				
1	400	31,850	31,910	2700	1				
1	180	31,755	31,920	5200	3				
1	175	31,750	31,925	400	1				
1	180	31,700	31,945	3700	2				
1	300	31,605	31,950	8007	6				
1	2000	31,600	31,970	650	1				
2	975	31,590	31,975	990	1				
1	1000	31,555	31,980	5391	4				
1	550	31,550	31,990	2452	3				
1	30	31,510	32,000	32531	50				
3	2199	31,500	32,010	56	1				
1	180	31,480	32,045	9	1				
1	1300	31,450	32,070	1600	1				
2	1100	31,400	32,100	10	1				
1	191	31,360	32,140	33	1				
1	1595	31,350	32,150	1584	4				
1	200	31,330	32,180	250	1				
1	1050	31,320	32,190	320	2				
2	206	31,300	32,200	2933	7				
1	1400	31,260	32,230	375	2				

P  
O  
S  
I  
C  
I  
O  
N  
E  
S



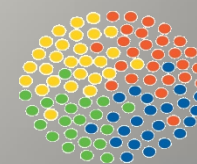
# INDITEX

# INDRA A

C  
U  
A  
D  
R  
O

Ord. C.	Volumen C.	Precio C.	Precio V.	Volumen V.	Ord. V.
0,125	14082	559.635 (0)		24868	1,05%
1	1000	11,730	12,040	500	1
1	100	11,700	12,050	1850	1
1	300	11,670	12,100	2560	4
1	2000	11,600	12,140	1600	1
1	348	11,550	12,150	2170	2
1	840	11,540	12,180	160	1
2	920	11,500	12,200	4500	6
1	125	11,385	12,205	1000	1
1	1320	11,350	12,240	120	1
3	2092	11,300	12,250	965	2
1	222	11,250	12,255	435	1
1	270	11,170	12,280	120	1
1	270	11,100	12,290	1200	1
3	1773	11,000	12,300	870	1
1	1500	10,950	12,310	180	1
1	275	10,900	12,320	1000	1
1	300	10,870	12,340	600	1
1	100	10,800	12,350	2890	2
1	112	10,705	12,400	1886	3
1	215	10,640	12,440	262	1

P  
O  
S  
I  
C  
I  
O  
N  
E  
S



Indra

# INT.AIRL.GRP

C  
U  
A  
D  
R  
O

		-0,017	111899	7.281.017 (0)	105884	-0,26%
Ord. C.	Volumen C.	Precio C.	Precio V.	Volumen V.	Ord. V.	
1	1000	6,510	6,600	6500	2	
4	40764	6,500	6,604	4230	1	
1	1000	6,480	6,620	10000	1	
1	1497	6,477	6,630	5947	5	
1	1470	6,470	6,635	4000	1	
2	10464	6,460	6,638	2100	1	
3	2103	6,450	6,640	800	1	
1	3000	6,430	6,642	4000	2	
1	202	6,400	6,646	4900	1	
3	7625	6,360	6,650	6060	7	
1	245	6,351	6,660	2613	4	
2	1630	6,350	6,666	3000	1	
1	474	6,332	6,670	1563	2	
5	11927	6,310	6,680	12871	5	
3	20240	6,300	6,688	1000	1	
1	900	6,284	6,690	6237	4	
2	3188	6,270	6,699	650	1	
1	230	6,260	6,700	23713	20	
1	300	6,255	6,710	2000	1	
3	3640	6,250	6,712	3700	1	

P  
O  
S  
I  
C  
I  
O  
N  
E  
S



**IAG** INTERNATIONAL AIRLINES GROUP

# MAPFRE

C  
U  
A  
D  
R  
O

0,043		160314		10.529.358 (0)		598408		1,38%	
Ord. C.	Volumen C.	Precio C.	Precio V.	Volumen V.	Ord. V.				
1	4000	3,120	3,154	50	1				
1	6225	3,106	3,156	8000	1				
1	2100	3,099	3,160	65530	8				
1	2000	3,090	3,161	1200	1				
1	3000	3,060	3,166	5000	1				
3	16395	3,050	3,170	10951	3				
3	10693	3,030	3,173	274	1				
3	10200	3,020	3,180	58644	15				
1	2000	3,016	3,186	7925	1				
2	12935	3,010	3,187	7925	1				
1	2000	3,005	3,188	7925	1				
13	41164	3,000	3,190	21768	11				
2	1350	2,990	3,195	2185	2				
1	1500	2,985	3,198	1540	3				
1	2000	2,980	3,199	8700	2				
2	2100	2,970	3,200	305662	52				
1	5000	2,950	3,205	3500	1				
1	2042	2,931	3,210	66154	8				
1	25750	2,923	3,215	475	1				
1	7860	2,922	3,219	15000	1				

P  
O  
S  
I  
C  
I  
O  
N  
E  
S



# MEDIASET ESP

C  
U  
A  
D  
R  
O

P  
O  
S  
I  
C  
I  
O  
N  
E  
S

0,385		37799		849.036 (0)		27151		3,38%	
Ord. C.	Volumen C.	Precio C.	Precio V.	Volumen V.	Ord. V.				
1	160	11,500	11,870	3900	2				
1	800	11,350	11,880	125	1				
1	882	11,340	11,900	1155	3				
2	1766	11,320	11,910	150	1				
2	670	11,300	11,930	1000	1				
1	5000	11,220	11,955	275	1				
1	900	11,205	11,960	5125	1				
2	621	11,200	11,990	2374	4				
1	13400	11,180	12,000	4822	22				
1	500	11,170	12,010	600	1				
1	4500	11,160	12,060	263	1				
1	222	11,140	12,080	300	1				
1	600	11,060	12,150	175	1				
2	1000	11,010	12,200	1000	1				
1	545	11,000	12,250	301	2				
2	1200	10,980	12,295	100	1				
1	800	10,970	12,300	486	3				
1	1000	10,950	12,330	21	1				
1	500	10,920	12,490	3745	3				
2	2733	10,900	12,500	1234	4				



MEDIASET *española.*

# MELIA HOTELS

C  
U  
A  
D  
R  
O

P  
O  
S  
I  
C  
I  
O  
N  
E  
S

-0,050		29127		484.268 (0)		28456		-0,40%	
Ord. C.	Volumen C.	Precio C.	Precio V.	Volumen V.	Ord. V.				
1	500	12,460	12,650	1950	2				
1	1000	12,450	12,670	782	1				
1	1500	12,420	12,690	2000	2				
1	500	12,400	12,700	396	2				
1	81	12,390	12,705	22	1				
1	161	12,350	12,725	1440	1				
1	3000	12,320	12,730	133	1				
1	1000	12,300	12,750	4885	7				
1	2040	12,250	12,800	566	1				
1	574	12,210	12,810	1605	1				
5	5930	12,200	12,825	268	1				
1	750	12,150	12,845	20	1				
2	1000	12,100	12,850	210	1				
1	2700	12,085	12,860	4000	2				
1	125	12,070	12,870	900	1				
1	1000	12,060	12,895	340	1				
1	500	12,050	12,900	8048	4				
1	250	12,010	12,910	471	2				
14	5063	12,000	12,915	260	1				
2	1453	11,980	12,920	160	1				



MELIÀ HOTELS INTERNATIONAL

# MERLIN PROP.

C  
U  
A  
D  
R  
O

Ord. C.	Volumen C.	Precio C.	Precio V.	Volumen V.	Ord. V.
	<b>-0,050</b>	<b>38842</b>	<b>8.197.164 (0)</b>	<b>97473</b>	<b>-0,46%</b>
1	141	10,730	10,850	562	1
1	93	10,700	10,870	2237	1
1	500	10,690	10,890	1000	1
2	2300	10,660	10,900	5353	7
1	200	10,650	10,905	2200	1
1	1500	10,640	10,920	918	1
1	1500	10,625	10,940	4000	1
1	1000	10,620	10,950	250	2
1	1200	10,600	10,970	250	1
1	283	10,590	10,980	2365	3
1	1400	10,560	10,985	250	1
1	200	10,550	10,990	2200	2
3	298	10,500	11,000	48488	17
1	1250	10,450	11,005	900	1
1	250	10,440	11,020	2419	2
1	200	10,420	11,050	1740	3
2	1700	10,410	11,060	103	1
4	2030	10,400	11,080	325	1
2	17200	10,350	11,090	12660	4
3	5597	10,340	11,100	9253	8

P  
O  
S  
I  
C  
I  
O  
N  
E  
S




# RED ELE.CORP

C  
U  
A  
D  
R  
O

0,000	58875	2.838.200 (0)	43647	0,00%	
Ord. C.	Volumen C.	Precio C.	Precio V.	Volumen V.	Ord. V.
2	1600	17,070	17,230	180	1
4	3449	17,060	17,265	1000	1
4	13166	17,050	17,280	3990	1
1	176	17,045	17,295	4390	2
1	2930	17,040	17,315	1186	1
2	140	17,030	17,320	255	1
4	12115	17,020	17,335	2002	1
3	1273	17,010	17,350	1811	2
28	9753	17,000	17,370	200	1
2	460	16,980	17,390	1750	1
1	1000	16,970	17,400	2042	2
2	576	16,960	17,425	84	1
1	58	16,955	17,435	2950	1
4	593	16,950	17,450	5922	4
1	350	16,920	17,460	500	2
1	300	16,915	17,470	200	1
3	3700	16,910	17,480	2835	4
15	4823	16,900	17,490	860	2
2	417	16,890	17,500	10210	9
1	1996	16,855	17,510	1280	1

P  
O  
S  
I  
C  
I  
O  
N  
E  
S



**RED**  
 ELÉCTRICA  
 DE ESPAÑA



# REPSOL

C  
U  
A  
D  
R  
O

Ord. C.	Volumen C.	Precio C.	7.440.151 (0)	Precio V.	Volumen V.	Ord. V.
0,075	33271				102647	0,52%
1	300	14,500	14,600	700	1	
1	500	14,480	14,610	718	1	
1	300	14,410	14,620	1432	2	
1	208	14,380	14,640	7960	4	
1	180	14,360	14,645	216	1	
1	3000	14,325	14,650	22506	15	
1	200	14,300	14,660	690	1	
1	490	14,275	14,665	250	1	
1	2410	14,270	14,670	1780	2	
1	3000	14,260	14,680	3533	5	
3	870	14,250	14,690	6279	10	
1	3511	14,240	14,695	2200	2	
10	5315	14,200	14,700	27010	32	
2	2510	14,190	14,705	300	1	
1	415	14,160	14,710	3085	3	
2	1712	14,150	14,715	700	1	
2	6000	14,140	14,720	2438	4	
1	1000	14,130	14,725	1000	3	
1	200	14,115	14,730	16050	9	
2	1150	14,100	14,735	3800	1	

P  
O  
S  
I  
C  
I  
O  
N  
E  
S



# SANTANDER

C  
U  
A  
D  
R  
O

Ord. C.	0,015	Volumen C.	449675	Precio C.	93.247.043 (0)	Precio V.	333629	Volumen V.	Ord. V.	0,27%
1		1100		5,633		5,665		10623	2	
1		1000		5,621		5,669		2000	1	
2		5940		5,615		5,670		5001	5	
2		2463		5,605		5,671		1940	1	
3		9655		5,601		5,675		10213	1	
13		36672		5,600		5,678		3610	1	
15		67700		5,590		5,679		150	1	
1		5000		5,585		5,680		10967	3	
3		46500		5,580		5,686		10000	1	
2		1050		5,575		5,690		18584	4	
2		191800		5,570		5,692		8000	1	
1		802		5,562		5,695		1000	1	
2		2250		5,560		5,698		6000	1	
1		3100		5,559		5,699		8000	3	
2		108		5,555		5,700		162357	43	
13		56419		5,550		5,702		1700	1	
1		2000		5,542		5,703		4100	1	
4		11654		5,540		5,705		1777	1	
2		3962		5,530		5,708		10126	2	
2		500		5,525		5,710		57481	13	

P  
O  
S  
I  
C  
I  
O  
N  
E  
S



# TEC. REUNIDAS

C  
U  
A  
D  
R  
O

<b>-0,075</b>		<b>21505</b>		<b>363.289 (0)</b>		<b>12388</b>		<b>-0,20%</b>	
Ord. C.	Volumen C.	Precio C.	Precio V.	Volumen V.	Ord. V.				
1	250	36,350	36,625	1334	1				
2	8288	36,320	36,800	2000	1				
3	1212	36,300	36,940	500	1				
2	335	36,250	36,950	676	1				
1	900	36,220	36,990	500	1				
3	931	36,160	37,000	356	1				
2	1500	36,150	37,100	259	1				
2	1150	36,050	37,125	500	1				
2	80	36,020	37,180	1200	2				
3	3890	36,000	37,185	375	1				
1	100	35,950	37,205	248	1				
1	40	35,900	37,450	50	1				
1	39	35,700	37,460	49	1				
1	140	35,630	37,500	1227	3				
1	500	35,600	37,600	549	2				
1	500	35,500	37,610	300	1				
1	500	35,440	37,700	1000	1				
2	125	35,400	37,740	165	1				
2	600	35,360	37,810	400	1				
1	425	35,350	37,845	700	1				

P  
O  
S  
I  
C  
I  
O  
N  
E  
S



# TELEFÓNICA

C  
U  
A  
D  
R  
O

Ord. C.	Volumen C.	Precio C.	Precio V.	Volumen V.	Ord. V.
0,125	61129	28.670.098 (0)		242520	1,19%
1	10000	10,500	10,610	180	1
2	2491	10,480	10,620	2000	1
1	1000	10,470	10,630	1400	2
2	600	10,450	10,635	6240	1
1	900	10,410	10,640	31814	8
2	244	10,400	10,645	1000	1
1	1500	10,395	10,650	30977	18
1	1000	10,390	10,660	4233	6
1	500	10,370	10,665	200	1
1	1000	10,350	10,670	3621	4
1	477	10,340	10,680	8944	8
2	1170	10,320	10,685	400	1
6	3337	10,300	10,690	9737	6
1	1000	10,290	10,700	87661	33
2	10575	10,265	10,705	51	1
2	2110	10,260	10,710	3368	2
2	1800	10,255	10,720	2490	3
8	19949	10,250	10,730	350	1
1	976	10,240	10,740	7100	7
1	500	10,220	10,750	40754	21

P  
O  
S  
I  
C  
I  
O  
N  
E  
S



Telefonica

# VISCOFAN

C  
U  
A  
D  
R  
O

Ord. C.	Volumen C.	Precio C.	Precio V.	Volumen V.	Ord. V.
0,250	5202	141.294 (0)		8726	0,51%
1	120	48,400	49,270	246	1
1	621	48,260	49,285	200	1
6	1617	48,000	49,310	60	1
1	30	47,975	49,500	723	3
1	30	47,700	49,670	528	1
1	250	47,650	49,770	60	1
1	300	47,600	49,790	29	1
1	300	47,570	49,800	103	1
1	63	47,540	49,850	50	1
1	42	47,500	49,885	436	1
1	100	47,205	49,900	580	2
2	183	47,100	49,950	3085	1
1	200	47,050	49,980	25	1
1	50	47,000	49,995	300	1
1	100	46,900	50,000	966	7
3	125	46,800	50,090	300	1
1	200	46,400	50,200	185	2
1	129	46,250	50,220	250	1
1	200	46,220	50,240	500	1
2	542	46,000	50,290	100	1

P  
O  
S  
I  
C  
I  
O  
N  
E  
S



## **DESTACADOS DE LA SEMANA**

En B. Sabadell encontramos su primera resistencia en los 1,70 y su segunda en los 1,75.

Banco Popular se encuentra entre el soporte de los 0,90 y la resistencia de los 0,95.

Resistencia en BBVA en la zona de los 7,20 euros.

Iberdrola tiene su primera resistencia en los 6,45 y otra más importante en los 6,50.

Encontramos la primera resistencia de Inditex en los 32 euros.

La zona de los 3,20 es la primera resistencia de Mapfre.

En 14,70 está la primera resistencia de Repsol.

Los 5,70 euros son la primera resistencia de Santander.

Zona de resistencia en Telefónica, los 10,70.

Amadeus no es capaz de completar su cuadro de posiciones, cuidado con este valor.

# DATOS FUNDAMENTALES

Símbolo	Último	Beneficio neto	BPA10	Capital	Capitalización ...	Cash flow	Crecimiento BPA	EV/OIBDA	Free cash flow	OIBDA/EV	Pay out	PER10
ABE.MC	14,500	795.500.000	18,894668	2.971.100.000	14.360.528.966	2.030.200.000	5,74	4,68	898.200.000	0,21	42,70	0,77
ACS.MC	31,025	751.000.000	74,044885	157.300.000	9.762.469.029	1.402.900.000		3,19	815.300.000	0,31	0,00	0,42
ACX.MC	13,715	80.300.000	681,126167	69.017.000	3.786.266.352	268.800.000		15,06	105.800.000	0,07	0,00	0,02
AENA.MC	139,100	1.164.100.000		1.500.000.000	20.865.000.000	1.834.700.000	32,29	8,86	1.530.700.000	0,11	34,92	
AMS.MC	46,200	683.937.024	9,540000	4.388.000	20.273.599.777	1.272.941.056	0,38		613.499.072		44,59	
ANA.MC	73,030	352.000.000	148,467421	57.260.000	4.181.664.937	823.000.000		3,47	32.800.000	0,29	46,02	0,49
BBVA.MC	7,081	3.475.000.000	31.312.729.362,...	3.175.000.000	46.498.202.529	15.566.000.000	-10,52		13.181.000.000		30,62	0,00
BKIA.MC	1,073	804.000.000	-25,856000	9.213.900.000	12.358.093.528	-2.440.600.000			-2.544.400.000		37,50	-0,04
BKT.MC	7,610	490.100.000	9,892484	269.700.000	6.840.371.432	1.779.100.000	25,07		1.711.200.000		29,08	0,77
CABK.MC	3,878	1.047.000.000	4,378866	5.910.200.000	23.196.016.684	6.233.300.000	-3,84		5.703.900.000		38,55	0,89
CLNX.MC	15,840	53.300.000		57.900.000	3.669.862.522	220.700.000		13,88	136.700.000	0,07	0,00	
DIA.MC	5,242	299.220.992		62.246.000	3.262.917.041	251.272.992	30,38		-298.712.032		37,50	
ELE.MC	20,660	1.411.000.000	96,059591	1.270.503.040	21.873.818.737	2.995.000.000	-13,00	6,63	1.737.000.000	0,15	77,01	0,22
ENG.MC	22,900	417.200.000	36,579364	358.100.992	5.467.014.554	627.900.000	1,65	8,18	-272.100.000	0,12	45,19	0,63
FER.MC	18,430	377.000.000	3,170601	147.000.000	13.500.868.376	1.140.000.000	-20,88	8,44	963.000.000	0,12	0,00	5,81
GAM.MC	21,675	301.300.000	6,542934	47.500.000	6.053.150.958	656.300.000		9,12	445.200.000	0,11	13,77	3,31
GAS.MC	19,155	1.347.000.000	185,124740	1.000.689.024	19.168.204.327	3.333.000.000	4,10	5,47	1.479.000.000	0,18	98,44	0,10
GRF.MC	21,680	545.400.000	8,876020	119.600.000	9.238.494.021	553.300.000	33,97	8,65	260.600.000	0,12	16,31	2,44
IAG.MC	6,562	1.493.352.960		1.020.038.976	13.996.672.132	1.967.641.984			583.977.984		14,29	
IBE.MC	6,446	2.705.000.000	11,538994	4.771.558.912	41.641.095.540	6.986.900.000	-1,84	6,13	2.398.400.000	0,16	0,00	0,56
IDR.MC	11,975	69.900.000	18,714359	32.800.000	1.965.487.155	237.200.000		5,68	198.400.000	0,18	0,00	0,64
ITX.MC	31,905	2.874.584.064	1.360.855.231,5...	93.500.000	99.436.782.060	3.789.000.000	14,99		2.346.400.000		56,52	0,00
MAP.MC	3,152	775.400.000	6,405607	308.000.000	9.706.751.916	131.600.000	-2,83	5,51	-177.800.000	0,18	28,00	0,49
MEL.MC	12,550	100.700.000	6,873744	45.900.000	2.882.735.000	257.100.000		9,13	118.800.000	0,11	9,03	1,83
MRL.MC	10,785	582.600.000		469.800.000	5.066.477.539	-81.500.000		7,12	-257.000.000	0,14	6,69	
MTS.MC	8,512	2.263.000.000	104,739177	9.403.000.000	26.095.330.917	1.777.000.000	-38,01		-3.061.000.000		44,53	
POP.MC	0,935	-3.485.400.000	26,579299	1.082.500.000	3.924.062.316	-2.126.500.000			-2.345.600.000		-3,27	0,04
REE.MC	17,200	636.900.000	31,921574	270.540.000	9.306.576.000	1.007.100.000	28,13	6,27	642.700.000	0,16	68,01	0,54
REP.MC	14,560	1.736.000.000	29,899318	1.496.000.000	21.787.654.631	3.890.000.000		3,91	1.887.000.000	0,26	0,00	0,49
SAB.MC	1,687	710.400.000	7,362875	702.000.000	9.474.447.068	-2.596.300.000	-0,35		-3.677.900.000		0,00	0,23
SAN.MC	5,650	6.620.000.000	21,663874	7.291.000.000	82.390.224.961	12.857.000.000	-1,92		3.621.000.000		37,37	0,26
TEF.MC	10,600	2.368.000.000	43.163.240.486,...	5.038.000.000	53.400.732.894	13.364.000.000	-32,81	3,96	4.177.000.000	0,25	86,04	0,00
TLS.MC	11,780	171.000.000	12,869324	168.400.000	3.966.532.032	447.600.000		8,45	244.600.000	0,12	93,33	0,92
TRE.MC	36,570	128.800.000	37,762698	5.600.000	2.044.116.720	59.100.000	-5,69	8,14	42.400.000	0,12	57,99	0,97
VIS.MC	49,040	125.100.000	56,942675	32.600.000	2.285.444.565	140.500.000	4,49	10,98	59.800.000	0,09	30,55	0,86