




POSICIONES VALORES DEL IBEX ESPAÑA



STAMINA TRADERS
INVESTMENT GROUP

Número teléfono: 608 940 495

CEO & Co Founder

Ernesto Simó

CEO & Co Founder

Joan Sanchez

CEO & Co Founder

Juan Luis Torralbo

Colaborador

Robert Mir



**AGENCIAS Y POSICIONES
ESPAÑA**



7 de Julio

Número 18 del 2.017

INDICE

Abertis Infr.	Página 3	Indra A	Página 25
Acciona	Página 4	Inm.Colonial	Página 26
Acerinox	Página 5	Int.Airl.Grp	Página 27
ACS	Página 6	Mapfre	Página 28
Aena	Página 7	Mediaset Esp	Página 29
Amadeus	Página 8	Melia Hotels	Página 30
Arcel.Mittal	Página 9	Merlin Prop.	Página 31
Banco Sabadell	Página 10	Red Ele.Corp	Página 32
Bankia	Página 11	Repsol	Página 33
Bankinter	Página 12	Santander	Página 34
BBVA	Página 13	Tec. Reunidas	Página 35
Caixabank	Página 14	Telefónica	Página 36
Cellnex	Página 15	Viscofan	Página 37
DIA	Página 16	Destacados de la semana	Página 38
Enagas	Página 17	Datos fundamentales	Página 39
Endesa	Página 18		
Ferrovial	Página 19		
Gamesa	Página 20		
Gas Natural	Página 21		
Grifols	Página 22		
Iberdrola	Página 23		
Inditex	Página 24		

ABERTIS INFR

C
U
A
D
R
O

0.000		476318		1.053.562 (0)		613886		0.00%	
Ord. C.	Volumen C.	Precio C.	Precio V.	Volumen V.	Ord. V.				
1	28	16,410	16,420	134759	4				
1	12	16,405	16,425	6139	2				
2	45616	16,400	16,430	29024	5				
1	31	16,385	16,435	29566	8				
1	20652	16,380	16,440	37360	4				
3	27254	16,370	16,445	39062	3				
1	10000	16,365	16,450	12867	5				
3	5878	16,360	16,455	11103	2				
7	40491	16,355	16,460	5378	2				
4	16407	16,350	16,465	41300	4				
6	54408	16,340	16,470	38302	4				
7	25778	16,335	16,480	15866	4				
2	17265	16,330	16,485	10727	2				
2	8397	16,325	16,490	12500	6				
3	15117	16,320	16,495	11733	1				
4	24488	16,315	16,500	158979	20				
8	21083	16,310	16,510	14847	3				
1	1500	16,305	16,520	1200	1				
10	130688	16,300	16,530	25	1				
1	11225	16,295	16,535	3149	1				

P
O
S
I
C
I
O
N
E
S



ACCIONA

C
U
A
D
R
O

Ord. C.	Volumen C.	Precio C.	Precio V.	Volumen V.	Ord. V.
1,390	32211	199.040 (0)		35397	1,88%
1	1778	75,310	75,380	733	1
5	4674	75,280	75,400	7747	6
1	752	75,250	75,410	136	1
2	3848	75,240	75,440	247	1
2	1484	75,220	75,480	1507	2
3	1830	75,200	75,500	10300	6
2	2371	75,190	75,510	200	1
1	324	75,180	75,520	632	2
4	1860	75,170	75,540	2404	1
1	247	75,160	75,550	247	1
3	1577	75,150	75,570	324	1
1	511	75,140	75,580	352	1
1	247	75,120	75,590	247	1
2	4488	75,110	75,600	1632	5
2	945	75,080	75,610	3032	1
1	650	75,070	75,620	999	2
3	2280	75,060	75,640	1157	2
1	247	75,050	75,660	247	1
1	1653	75,030	75,670	343	1
1	445	75,020	75,690	2911	4

P
O
S
I
C
I
O
N
E
S



ACERINOX

C
U
A
D
R
O

-0,050		181535		566.886 (0)		244709		-0,43%	
Ord. C.	Volumen C.	Precio C.	Precio V.	Volumen V.	Ord. V.				
1	209	11,690	11,700	9619	1				
3	10055	11,680	11,705	30450	9				
2	11158	11,670	11,710	1192	1				
1	120	11,665	11,715	10982	3				
2	1320	11,660	11,720	44256	9				
3	11905	11,655	11,725	4386	3				
2	10251	11,650	11,730	7796	3				
3	2364	11,645	11,735	1192	1				
3	12874	11,640	11,740	29949	4				
9	27710	11,635	11,750	6533	2				
3	2312	11,630	11,755	19370	2				
5	14703	11,625	11,760	2385	1				
3	8910	11,620	11,765	712	1				
5	12667	11,615	11,780	45173	3				
3	8724	11,610	11,785	26897	3				
2	4135	11,605	11,800	712	1				
7	11649	11,600	11,805	1156	1				
5	12921	11,595	11,830	846	1				
3	10894	11,590	11,835	712	1				
2	6654	11,585	11,850	391	1				

P
O
S
I
C
I
O
N
E
S



ACS CONST.

Ord. C.	Volumen C.	Precio C.	Precio V.	Volumen V.	Ord. V.
0,230	99106	562.301 (0)	112231	0,69%	
1	393	33,775	33,780	6257	1
1	492	33,770	33,800	396	1
1	590	33,760	33,810	298	1
1	1019	33,750	33,820	2873	2
1	9880	33,740	33,825	28439	6
1	1699	33,720	33,835	1577	1
1	6890	33,715	33,840	1699	1
2	14276	33,700	33,845	3525	1
1	2963	33,690	33,850	7351	2
2	8923	33,685	33,855	1699	1
3	6454	33,675	33,860	2963	1
1	1699	33,670	33,865	5907	2
5	4080	33,665	33,870	1959	2
2	4197	33,660	33,875	18502	2
3	5144	33,650	33,880	3560	2
2	16920	33,645	33,890	1849	2
1	3033	33,635	33,895	9431	3
1	1699	33,630	33,900	589	1
1	1943	33,625	33,905	1699	1
3	6812	33,620	33,925	11658	3

C
U
A
D
R
O

P
O
S
I
C
I
O
N
E
S



AENA

C
U
A
D
R
O

1,950		38374		119.675 (0)		41336		1,18%	
Ord. C.	Volumen C.	Precio C.	Precio V.	Volumen V.	Ord. V.				
1	1474	166,550	166,650	4434	1				
1	123	166,400	166,750	2231	3				
1	100	166,350	166,850	660	2				
4	5444	166,300	166,900	1114	3				
1	485	166,200	166,950	4703	4				
4	708	166,150	167,000	877	2				
1	485	166,100	167,050	5912	9				
7	5787	166,000	167,100	1798	3				
3	1523	165,950	167,150	485	1				
3	2319	165,900	167,200	2826	2				
2	2061	165,850	167,250	650	2				
1	1139	165,800	167,300	1066	2				
5	3263	165,750	167,400	485	1				
2	1153	165,700	167,450	1814	2				
1	2868	165,650	167,500	5057	4				
3	2214	165,600	167,600	3401	4				
2	1765	165,550	167,650	1838	2				
3	2643	165,500	167,800	1348	1				
1	971	165,450	167,900	173	1				
2	1849	165,400	167,950	464	1				

P
O
S
I
C
I
O
N
E
S



AMADEUS

C
U
A
D
R
O

Ord. C.	Volumen C.	Precio C.	Precio V.	Volumen V.	Ord. V.
0,840	140257	563.578 (0)		182023	1,60%
1	1595	53,300	53,330	242	1
1	726	53,290	53,350	71	1
1	7891	53,270	53,370	7610	2
1	682	53,250	53,390	2732	2
3	11927	53,230	53,410	14153	2
1	6171	53,210	53,420	8864	7
2	7369	53,200	53,430	11987	4
1	2369	53,180	53,450	2913	2
5	4383	53,160	53,460	8804	2
4	28093	53,150	53,470	3968	1
1	100	53,130	53,480	4481	2
1	2369	53,120	53,500	59629	5
2	17453	53,100	53,520	6793	3
2	5064	53,090	53,530	4312	2
4	4506	53,080	53,560	13974	2
1	2369	53,070	53,580	6373	2
2	19003	53,060	53,590	1703	1
2	4481	53,030	53,610	12668	2
1	5943	53,020	53,620	6007	2
4	7763	53,010	53,660	4739	1

P
O
S
I
C
I
O
N
E
S



ARCEL.MITTAL

C
U
A
D
R
O

P
O
S
I
C
I
O
N
E
S

-0,320		78441		468.481 (0)		75640		-1,57%	
Ord. C.	Volumen C.	Precio C.	Precio V.	Volumen V.	Ord. V.				
1	630	20,065	20,090	4603	2				
3	4408	20,055	20,095	1416	2				
2	6000	20,045	20,105	1103	1				
5	5067	20,040	20,110	6000	2				
2	2860	20,035	20,115	2303	2				
2	1750	20,030	20,120	4800	4				
2	3600	20,025	20,125	5903	4				
5	9014	20,020	20,130	1200	1				
4	4703	20,010	20,135	9170	5				
5	9791	20,000	20,140	14492	2				
2	2400	19,995	20,145	2303	2				
2	3413	19,990	20,150	1200	1				
2	2103	19,980	20,155	3659	4				
4	6129	19,970	20,165	6961	2				
3	2320	19,960	20,180	1584	1				
3	4743	19,950	20,185	2357	2				
1	2207	19,940	20,200	1663	1				
1	4467	19,930	20,215	156	1				
2	2540	19,920	20,245	4467	1				
2	296	19,910	20,250	300	1				



ArcelorMittal

B. SABADELL

C
U
A
D
R
O

0,009	3652709	17.938.366 (0)	5354105	0,49%	
Ord. C.	Volumen C.	Precio C.	Precio V.	Volumen V.	Ord. V.
2	86128	1,844	1,845	119542	3
1	30264	1,843	1,846	369095	8
1	13665	1,842	1,847	975756	8
1	293066	1,839	1,848	136819	7
4	91735	1,838	1,849	218899	4
2	403414	1,837	1,850	1204720	75
6	478825	1,836	1,851	296639	6
1	30325	1,835	1,852	131060	1
7	413628	1,834	1,853	184805	4
1	30325	1,833	1,854	105547	2
3	156953	1,832	1,855	178441	8
4	146654	1,831	1,856	301605	3
4	170641	1,830	1,857	144121	3
2	34093	1,829	1,858	34000	2
4	409976	1,828	1,859	158397	3
3	211148	1,827	1,860	395036	54
1	89547	1,826	1,861	347672	3
2	227710	1,824	1,862	6962	1
2	21089	1,823	1,863	41989	2
5	313523	1,821	1,864	3000	1

P
O
S
I
C
I
O
N
E
S



BANKIA

C
U
A
D
R
O

-0,015		1407470	8.475.435 (0)		2138373	-0,33%	
Ord. C.	Volumen C.	Precio C.	Precio V.	Volumen V.	Ord. V.		
1	478340	4,580	4,581	28825	1		
2	118268	4,569	4,582	182703	5		
1	1955	4,565	4,583	9328	1		
1	147250	4,563	4,584	55984	1		
1	9328	4,552	4,585	18657	1		
1	2195	4,551	4,586	6612	1		
3	23328	4,550	4,587	274769	3		
1	9328	4,547	4,588	98224	1		
8	59877	4,545	4,589	18657	1		
2	10078	4,543	4,591	118554	2		
1	4746	4,542	4,593	140872	2		
3	23715	4,541	4,594	106509	1		
1	14747	4,540	4,595	217276	1		
2	29870	4,539	4,597	121665	1		
2	111121	4,537	4,599	300	1		
2	64260	4,535	4,600	209278	6		
4	113173	4,534	4,603	197602	2		
2	29299	4,533	4,604	241149	3		
4	96506	4,532	4,606	91034	1		
2	60086	4,531	4,607	375	1		

P
O
S
I
C
I
O
N
E
S



Bankia

BANKINTER

C
U
A
D
R
O

Ord. C.	Volumen C.	Precio C.	Precio V.	Volumen V.	Ord. V.
0,030	189677	1.291.190 (0)		258326	0,37%
1	658	8,218	8,224	5228	1
1	5492	8,211	8,225	8253	3
1	3585	8,206	8,226	4853	1
2	25731	8,205	8,227	7222	2
1	2987	8,203	8,228	3959	1
1	2390	8,202	8,229	16878	1
1	2986	8,201	8,230	11553	3
2	7294	8,199	8,231	21990	3
1	12140	8,197	8,233	2403	1
1	9812	8,196	8,234	24246	2
1	4853	8,195	8,235	200	1
5	13429	8,194	8,236	13772	2
2	9428	8,191	8,237	52780	5
1	19881	8,189	8,238	12140	1
1	4853	8,187	8,239	1582	1
2	10883	8,186	8,240	15694	5
1	16878	8,185	8,241	12114	3
4	17027	8,182	8,243	30095	5
1	4853	8,179	8,244	750	1
2	14517	8,178	8,245	12614	1

P
O
S
I
C
I
O
N
E
S



bankinter.

BBVA

C
U
A
D
R
O

P
O
S
I
C
I
O
N
E
S

0,010		1129960		14.714.719 (0)		2850403		0,13%	
Ord. C.	Volumen C.	Precio C.		Precio V.		Volumen V.		Ord. V.	
1	1040	7,526		7,531		243505		3	
1	10823	7,525		7,532		36004		1	
1	7377	7,523		7,533		6194		1	
1	303804	7,520		7,534		300442		5	
1	17063	7,519		7,535		37294		2	
1	544	7,518		7,536		117408		4	
1	2160	7,516		7,537		126459		2	
3	140949	7,510		7,538		190356		8	
1	1600	7,508		7,539		356615		3	
1	174864	7,504		7,540		204745		6	
2	8367	7,502		7,541		2500		1	
2	12890	7,501		7,542		21829		1	
5	45713	7,498		7,543		398966		6	
1	17190	7,496		7,544		25301		3	
3	10551	7,495		7,545		156429		3	
5	119549	7,494		7,546		401389		5	
2	46648	7,493		7,547		16563		3	
4	52194	7,492		7,548		83703		5	
8	114930	7,491		7,549		49833		3	
5	41704	7,490		7,550		74868		30	



BBVA

CAIXABANK

C
U
A
D
R
O

Ord. C.	Volumen C.	Precio C.	11.333.110 (0)	Precio V.	Volumen V.	Ord. V.
	-0,082	2789795			1288527	-1,89%
5	202322	4,254	4,255	10700	1	
7	85150	4,253	4,259	71	1	
1	71	4,252	4,260	15905	4	
8	269498	4,251	4,261	5070	2	
27	188496	4,250	4,262	70	1	
3	507492	4,249	4,263	6757	2	
5	76611	4,248	4,264	11070	2	
4	115952	4,247	4,265	7197	4	
2	1322	4,246	4,266	226065	3	
8	117472	4,245	4,267	19368	3	
5	154272	4,244	4,268	1669	2	
6	190037	4,243	4,269	91297	5	
3	60401	4,242	4,270	469030	7	
4	411851	4,241	4,271	69	1	
9	25022	4,240	4,272	68	1	
5	138220	4,239	4,273	32366	2	
5	119896	4,238	4,274	49695	2	
3	73156	4,237	4,275	84987	5	
3	50350	4,236	4,276	95128	3	
2	2204	4,235	4,277	161945	4	

P
O
S
I
C
I
O
N
E
S



CELLNEX

0,090		12916		537.260 (0)		27907		0,50%	
Ord. C.	Volumen C.	Precio C.	Precio V.	Volumen V.	Ord. V.				
1	125	17,740	18,200	1500	1				
1	100	17,700	18,250	332	2				
2	174	17,650	18,330	111	1				
1	10	17,600	18,385	2800	1				
1	200	17,510	18,500	4700	1				
4	6100	17,500	18,750	27	1				
1	300	17,350	18,780	156	1				
1	140	17,090	18,890	300	1				
1	200	17,030	18,950	1689	2				
2	517	17,010	19,000	2236	3				
2	1417	17,000	19,390	600	1				
1	75	16,800	19,400	1286	3				
2	580	16,750	19,490	265	1				
1	900	16,530	19,500	6859	3				
1	364	16,450	19,700	1080	2				
1	185	16,430	19,750	539	2				
2	650	16,400	19,800	427	2				
1	304	16,360	19,900	1500	1				
1	175	16,185	19,940	500	1				
1	400	16,000	19,950	1000	1				

C
U
A
D
R
O

P
O
S
I
C
I
O
N
E
S



DIA

C
U
A
D
R
O

-0,057		106259	4.766.175 (0)		109524	-1,09%	
Ord. C.	Volumen C.	Precio C.	Precio V.	Volumen V.	Ord. V.		
3	7294	5,100	5,194	1500	1		
1	785	5,090	5,249	255	1		
1	600	5,089	5,250	2000	1		
1	300	5,080	5,280	5747	1		
3	6000	5,060	5,310	1500	1		
4	2698	5,050	5,346	195	1		
1	200	5,040	5,348	776	1		
2	3000	5,030	5,350	5830	2		
1	3000	5,022	5,390	3000	1		
1	450	5,020	5,393	5373	1		
1	998	5,010	5,400	1642	2		
23	70618	5,000	5,420	283	1		
2	1020	4,990	5,440	928	1		
4	3991	4,980	5,450	44124	3		
1	200	4,960	5,455	500	1		
1	400	4,951	5,470	2225	1		
5	2605	4,950	5,480	23666	3		
1	400	4,944	5,490	1825	3		
1	500	4,940	5,495	5755	1		
1	1200	4,938	5,497	2400	1		

P
O
S
I
C
I
O
N
E
S



ENAGAS

C
U
A
D
R
O

0,110		13463		1.142.385 (0)		14146		0,47%	
Ord. C.	Volumen C.	Precio C.	Precio V.	Volumen V.	Ord. V.				
1	1000	23,390	23,695	60	1				
1	150	23,320	23,740	500	1				
1	130	23,300	23,770	120	1				
1	12	23,250	23,850	3200	1				
2	474	23,220	23,930	1600	1				
1	60	23,215	24,000	1610	3				
1	300	23,205	24,040	500	1				
6	1920	23,200	24,100	200	1				
1	46	23,195	24,290	100	1				
1	125	23,170	24,340	500	1				
2	1447	23,160	24,400	240	1				
6	1923	23,150	24,470	10	1				
1	500	23,140	24,500	1468	3				
1	300	23,130	24,600	498	2				
1	500	23,120	24,640	500	1				
1	86	23,110	24,650	1264	1				
6	1852	23,100	24,660	226	1				
1	260	23,075	24,700	200	1				
2	1075	23,060	24,870	850	1				
5	1303	23,050	24,900	500	1				

P
O
S
I
C
I
O
N
E
S



ENDESA

C
U
A
D
R
O

P
O
S
I
C
I
O
N
E
S

-0,015		22461	955.193 (0)		16775	-0,08%	
Ord. C.	Volumen C.	Precio C.	Precio V.	Volumen V.	Ord. V.		
1	300	19,910	20,080	3067	1		
4	785	19,900	20,140	2000	1		
1	500	19,880	20,250	125	1		
1	2190	19,855	20,400	98	1		
2	1100	19,850	20,440	500	1		
3	551	19,830	20,480	1000	1		
1	300	19,810	20,500	1879	2		
1	80	19,805	20,680	250	1		
8	3471	19,800	20,700	173	1		
1	150	19,780	20,740	500	1		
1	2600	19,775	20,750	125	1		
1	2740	19,755	20,865	3650	1		
6	1082	19,750	20,870	254	1		
1	300	19,710	20,880	500	1		
5	2962	19,700	20,900	300	1		
2	750	19,650	20,965	1000	1		
1	1000	19,620	21,000	685	3		
1	1000	19,600	21,040	500	1		
1	100	19,570	21,200	93	1		
1	500	19,530	21,300	76	1		



FERROVIAL

C
U
A
D
R
O

Ord. C.	0,135	Volumen C.	37638	Precio C.	2.411.018 (0)	Precio V.	29335	Volumen V.	0,72%	Ord. V.
1		370		18,610		19,000		262		1
1		500		18,600		19,090		1000		1
1		1000		18,570		19,150		3000		1
1		893		18,510		19,170		200		1
21		22042		18,500		19,330		3500		1
2		3662		18,490		19,350		70		1
1		325		18,460		19,390		1000		1
1		542		18,450		19,400		73		1
1		400		18,430		19,440		308		1
1		140		18,410		19,500		1098		2
2		410		18,400		19,540		328		1
1		70		18,340		19,600		525		1
1		13		18,320		19,660		3000		1
3		1460		18,300		19,700		508		1
1		123		18,280		19,800		1352		2
2		560		18,250		19,840		205		2
1		1918		18,240		19,890		300		1
1		1000		18,220		19,900		3950		1
1		320		18,210		19,980		13		1
3		1890		18,200		20,000		8643		13

P
O
S
I
C
I
O
N
E
S



ferrovial

GAMESA

C
U
A
D
R
O

-0,265		24924		1.193.562 (0)		37285		-1,46%	
Ord. C.	Volumen C.	Precio C.	Precio V.	Volumen V.	Ord. V.				
1	84	17,870	18,100	700	1				
1	2000	17,850	18,200	2006	2				
1	720	17,840	18,430	100	1				
2	900	17,820	18,500	904	2				
2	1050	17,810	18,600	1050	1				
9	8039	17,800	18,680	1325	1				
1	110	17,770	18,750	10000	1				
3	1531	17,750	18,760	368	1				
1	1065	17,745	18,790	500	1				
1	1000	17,710	18,890	110	1				
2	856	17,700	18,970	81	1				
1	300	17,680	19,000	4916	5				
1	500	17,650	19,020	1000	1				
1	1134	17,630	19,100	1000	1				
2	4000	17,600	19,150	130	1				
1	250	17,595	19,190	110	1				
1	100	17,590	19,250	1000	1				
2	785	17,500	19,270	735	1				
1	450	17,220	19,280	10630	3				
1	50	17,150	19,300	620	2				

P
O
S
I
C
I
O
N
E
S



GAS NATURAL

C
U
A
D
R
O

Ord. C.	Volumen C.	Precio C.	Precio V.	Volumen V.	Ord. V.
	-0,010	25254	1.232.843 (0)	26149	-0,05%
1	14	20,150	20,450	64	1
1	1000	20,070	20,490	2609	1
1	14	20,045	20,500	963	2
4	1597	20,020	20,510	759	1
1	1000	20,010	20,550	4000	1
11	5639	20,000	20,680	1000	1
2	770	19,900	20,690	1420	1
1	103	19,810	20,750	302	1
2	210	19,800	21,000	1880	5
1	132	19,780	21,100	1575	1
1	500	19,680	21,200	2000	2
1	25	19,650	21,235	575	1
1	15	19,630	21,260	50	1
3	755	19,500	21,300	800	2
1	1798	19,470	21,410	150	1
1	10304	19,410	21,490	250	1
1	773	19,400	21,500	5122	6
1	120	19,380	21,600	72	1
1	300	19,320	21,670	2280	1
1	185	19,300	21,790	278	1

P
O
S
I
C
I
O
N
E
S



GRIFOLS

C
U
A
D
R
O

	-0,045	18889	496.488 (0)		16490	-0,19%
Ord. C.	Volumen C.	Precio C.	Precio V.	Volumen V.	Ord. V.	
1	50	23,950	24,550	1000	1	
1	500	23,860	24,910	900	1	
1	2000	23,800	24,950	100	1	
1	127	23,600	25,000	240	1	
1	140	23,565	25,200	150	1	
1	256	23,350	25,300	585	1	
1	1500	23,300	25,380	170	1	
1	1720	23,200	25,490	801	1	
1	300	23,110	25,580	250	1	
3	808	23,100	25,670	280	1	
1	150	23,085	25,900	55	1	
1	1400	23,060	26,000	8604	4	
1	100	23,055	26,025	1000	1	
2	301	23,000	26,400	332	2	
1	1100	22,800	26,500	313	2	
2	180	22,600	26,570	50	1	
1	230	22,585	26,780	156	1	
1	2000	22,540	26,800	748	1	
3	4327	22,500	26,850	480	1	
1	1700	20,900	26,900	276	1	

P
O
S
I
C
I
O
N
E
S



GRIFOLS

IBERDROLA

C
U
A
D
R
O

P
O
S
I
C
I
O
N
E
S

-0,006		106378		12.576.022 (0)		128253		-0,09%	
Ord. C.	Volumen C.	Precio C.	Precio V.	Volumen V.	Ord. V.				
1	1000	6,660	6,739	1674	1				
1	452	6,650	6,741	2044	1				
2	416	6,640	6,750	65	1				
2	2450	6,630	6,795	900	1				
2	3181	6,620	6,800	7311	5				
4	8500	6,610	6,820	128	1				
1	303	6,608	6,840	9000	1				
3	2496	6,605	6,850	35386	5				
22	22595	6,600	6,860	4127	1				
4	27000	6,590	6,870	4000	1				
2	2901	6,580	6,876	1471	1				
1	152	6,579	6,890	2725	3				
1	500	6,575	6,900	16971	6				
2	445	6,570	6,934	1500	1				
1	4000	6,552	6,940	500	1				
4	5600	6,550	6,950	1300	2				
1	800	6,540	6,970	1000	1				
1	372	6,535	6,990	18000	4				
1	1020	6,531	7,000	19351	11				
7	22195	6,510	7,030	800	1				



INDITEX

C
U
A
D
R
O

0,100	34438	1.824.491 (0)	13078	0,30%	
Ord. C.	Volumen C.	Precio C.	Precio V.	Volumen V.	Ord. V.
1	7	33,455	33,700	207	1
1	600	33,450	33,835	75	1
1	454	33,400	34,000	200	1
1	500	33,370	34,050	592	2
1	100	33,300	34,090	238	1
1	1202	33,270	34,200	83	1
1	300	33,260	34,290	250	1
2	199	33,250	34,300	20	1
1	180	33,230	34,390	170	1
1	90	33,220	34,400	736	2
1	60	33,215	34,500	231	2
1	1000	33,210	34,600	2417	1
5	1145	33,200	34,795	1200	1
1	60	33,160	34,800	684	2
1	300	33,130	34,820	297	1
1	90	33,110	34,900	1651	4
7	9981	33,100	34,915	250	1
1	300	33,080	35,000	1777	5
1	90	33,060	35,140	1000	1
7	17780	33,050	35,150	1000	1

P
O
S
I
C
I
O
N
E
S



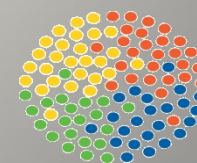
INDITEX

INDRA A

C
U
A
D
R
O

P
O
S
I
C
I
O
N
E
S

0,180		46285		556.938 (0)		28097		1,41%	
Ord. C.	Volumen C.	Precio C.	Precio V.	Volumen V.	Ord. V.				
1	250	12,650	12,965	2850	1				
2	1108	12,500	12,970	981	1				
1	250	12,450	13,000	574	3				
1	114	12,210	13,040	400	1				
1	3000	12,200	13,070	775	1				
2	11187	12,120	13,080	780	1				
1	500	12,100	13,100	610	2				
1	300	12,000	13,120	1000	1				
1	174	11,980	13,130	1523	1				
1	420	11,900	13,180	1055	2				
1	125	11,830	13,185	2250	1				
1	2500	11,800	13,200	3887	3				
1	2000	11,750	13,210	350	1				
1	1550	11,660	13,230	833	1				
1	549	11,600	13,250	2049	4				
1	210	11,580	13,260	120	2				
1	173	11,500	13,300	5600	2				
1	2500	11,300	13,315	300	1				
1	9000	11,050	13,330	160	1				
2	10375	11,000	13,350	2000	1				



Indra

INM.COLONIAL

C
U
A
D
R
O

	-0,001	40344	635.386 (0)		74881	-0,01%
Ord. C.	Volumen C.	Precio C.	Precio V.	Volumen V.	Ord. V.	
1	200	7,301	7,420	1000	1	
1	700	7,300	7,468	1000	1	
1	800	7,290	7,490	47	1	
1	38	7,252	7,500	2100	1	
1	1000	7,251	7,590	5510	2	
3	8500	7,250	7,600	42546	2	
3	1372	7,225	7,629	1000	1	
1	1500	7,210	7,644	1525	1	
4	8750	7,200	7,670	4000	1	
1	2684	7,190	7,685	4000	1	
1	500	7,170	7,700	2935	4	
1	1000	7,151	7,740	200	1	
2	3800	7,150	7,748	400	1	
1	1000	7,101	7,750	1000	1	
1	2400	7,100	7,770	3496	1	
1	600	7,010	7,790	2267	2	
1	1000	6,942	7,800	60	1	
1	1000	6,903	7,810	70	1	
2	2900	6,800	7,820	420	1	
1	600	6,780	7,850	1305	1	

P
O
S
I
C
I
O
N
E
S



Colonial

INT.AIRL.GRP

C
U
A
D
R
O

0,106		44962		2.406.744 (0)		137769		1,51%	
Ord. C.	Volumen C.	Precio C.	Precio V.	Volumen V.	Ord. V.				
1	2150	7,050	7,105	3225	2				
1	1000	7,002	7,110	3227	4				
2	1219	7,000	7,120	500	2				
1	428	6,990	7,121	400	1				
1	2800	6,985	7,150	18519	9				
1	1150	6,970	7,155	800	1				
1	170	6,950	7,180	6095	2				
1	320	6,940	7,190	6620	6				
1	1000	6,902	7,193	1500	1				
2	7000	6,900	7,200	53137	26				
1	2000	6,896	7,210	288	1				
5	14400	6,890	7,220	10642	7				
1	217	6,865	7,229	1500	1				
1	1000	6,860	7,230	1680	2				
1	730	6,855	7,240	1200	2				
4	974	6,850	7,245	2890	1				
2	2500	6,820	7,250	8958	14				
1	585	6,810	7,260	4421	1				
4	4319	6,800	7,280	11167	6				
1	1000	6,760	7,287	1000	1				

P
O
S
I
C
I
O
N
E
S



IAG INTERNATIONAL AIRLINES GROUP

MAPFRE

C
U
A
D
R
O

P
O
S
I
C
I
O
N
E
S

0,002	149530	2.419.126 (0)	470899	0,06%	
Ord. C.	Volumen C.	Precio C.	Precio V.	Volumen V.	Ord. V.
1	1608	3,137	3,180	34610	3
3	11000	3,130	3,189	2000	1
1	2160	3,120	3,190	3000	1
4	2669	3,100	3,195	600	1
1	11360	3,081	3,198	5096	2
1	3000	3,080	3,199	18500	4
1	304	3,063	3,200	144507	27
5	16104	3,050	3,208	5024	1
3	7200	3,030	3,210	57100	7
1	8000	3,020	3,214	7000	1
1	332	3,015	3,215	3000	1
2	1200	3,010	3,218	5024	1
1	168	3,001	3,219	4000	1
24	72392	3,000	3,220	65756	9
2	1700	2,990	3,225	3300	2
2	2502	2,985	3,228	70000	1
1	800	2,980	3,234	2000	1
1	700	2,975	3,240	31133	9
2	1953	2,970	3,245	7035	2
2	4378	2,960	3,249	2214	3



MEDIASET ESP

C
U
A
D
R
O

P
O
S
I
C
I
O
N
E
S

		-0,260	12207	1.955.934 (0)		21033	-2,51%
Ord. C.	Volumen C.	Precio C.	Precio V.	Volumen V.	Ord. V.		
1	190	10,040	10,365	3	1		
1	200	10,010	10,370	1876	1		
10	4616	10,000	10,450	95	1		
1	200	9,900	10,670	475	1		
1	3042	9,860	10,900	160	1		
1	130	9,800	10,960	4800	1		
1	500	9,700	10,990	81	1		
1	120	9,660	11,000	932	2		
1	155	9,610	11,020	240	1		
2	230	9,500	11,050	191	1		
1	500	9,450	11,100	729	1		
1	107	9,400	11,130	1200	1		
1	75	9,160	11,140	1000	1		
1	109	9,010	11,150	500	1		
1	200	9,000	11,180	150	1		
1	130	8,975	11,270	6750	1		
1	231	8,850	11,350	1000	1		
1	140	8,510	11,400	100	1		
1	1331	7,500	11,410	300	1		
1	1	1,000	11,500	451	2		



MEDIASET *españa.*

MERLIN PROP.

C
U
A
D
R
O

Ord. C.	Volumen C.	Precio C.	Precio V.	Volumen V.	Ord. V.
	-0,010	88543	1.081.354 (0)	57660	-0,09%
1	1000	11,010	11,200	1100	2
1	1252	10,950	11,220	650	1
3	5340	10,900	11,280	7700	2
3	810	10,850	11,305	1000	1
1	500	10,820	11,400	7368	3
1	250	10,800	11,495	128	1
1	2000	10,780	11,500	5925	3
3	7450	10,760	11,520	44	1
1	4650	10,750	11,550	2400	1
1	3600	10,740	11,600	13218	4
1	1000	10,710	11,640	2000	1
1	1000	10,690	11,650	2555	3
1	470	10,650	11,670	5000	1
1	95	10,610	11,680	2000	1
1	100	10,600	11,690	687	2
2	30340	10,550	11,700	3784	4
1	275	10,540	11,705	500	1
9	22911	10,500	11,720	892	2
1	4800	10,430	11,730	509	1
1	700	10,400	11,740	200	1

P
O
S
I
C
I
O
N
E
S




RED ELE.CORP

C
U
A
D
R
O

0,120	25791	942.072 (0)	41368	0,67%	
Ord. C.	Volumen C.	Precio C.	Precio V.	Volumen V.	Ord. V.
3	1447	17,960	18,180	100	1
3	3290	17,950	18,190	668	1
1	3000	17,900	18,250	1050	1
1	112	17,895	18,280	355	1
1	112	17,850	18,290	555	1
1	150	17,830	18,500	381	1
2	4000	17,800	18,550	1000	1
1	675	17,760	18,590	125	1
7	7418	17,750	18,650	280	1
1	79	17,745	18,660	120	1
1	550	17,720	18,690	500	1
2	269	17,700	18,700	300	1
1	35	17,690	18,820	5000	1
2	300	17,660	18,855	80	1
3	2010	17,650	18,880	300	1
4	870	17,600	18,960	435	1
1	100	17,590	18,980	300	1
1	85	17,585	19,000	29199	4
1	600	17,580	19,130	500	1
3	689	17,550	19,350	120	1

P
O
S
I
C
I
O
N
E
S



RED
 ELÉCTRICA
 DE ESPAÑA

REPSOL

C
U
A
D
R
O

	-0,155	47627	6.468.280 (0)	50998	-1,14%
Ord. C.	Volumen C.	Precio C.	Precio V.	Volumen V.	Ord. V.
1	1650	13,380	13,450	435	1
1	400	13,350	13,520	691	1
1	2000	13,340	13,540	1863	1
1	215	13,330	13,550	100	1
1	200	13,325	13,570	435	1
1	2200	13,320	13,650	3176	3
1	22	13,310	13,665	500	1
18	11417	13,300	13,690	1300	1
1	450	13,290	13,700	6263	3
3	670	13,280	13,710	400	1
1	400	13,270	13,750	222	1
2	1000	13,260	13,760	2959	1
6	7403	13,250	13,780	2000	1
1	770	13,230	13,790	220	1
1	453	13,220	13,800	2569	2
1	2000	13,215	13,820	5000	1
6	2988	13,210	13,850	6900	3
1	38	13,205	13,890	8000	2
13	13051	13,200	13,900	6065	8
1	300	13,180	13,910	1900	2

P
O
S
I
C
I
O
N
E
S



SANTANDER

C
U
A
D
R
O

-0,067		290247		51.417.178 (0)		257545		-1,14%	
Ord. C.	Volumen C.	Precio C.		Precio V.		Volumen V.		Ord. V.	
3	1900	5,780		5,830		3500		2	
1	172	5,771		5,835		4000		1	
4	10152	5,770		5,850		9100		7	
1	1000	5,761		5,856		500		1	
7	24480	5,760		5,860		12137		1	
1	40	5,759		5,864		14500		1	
2	8400	5,755		5,865		1000		1	
41	138346	5,750		5,869		20		1	
1	4000	5,743		5,870		11393		4	
9	38261	5,740		5,871		2000		1	
1	1000	5,737		5,873		6000		2	
1	4793	5,735		5,875		11600		2	
1	445	5,731		5,876		535		2	
8	36700	5,730		5,880		33315		8	
1	50	5,725		5,882		51		1	
1	174	5,723		5,885		5000		1	
8	12683	5,720		5,887		13890		1	
1	5251	5,716		5,890		45350		7	
2	400	5,715		5,896		2000		1	
2	2000	5,711		5,900		81654		24	

P
O
S
I
C
I
O
N
E
S



TEC. REUNIDAS

C
U
A
D
R
O

Ord. C.	Volumen C.	Precio C.	Precio V.	Volumen V.	Ord. V.
	-0,330	16260	266,149 (0)	10815	-0,96%
1	30	33,700	34,300	1310	1
1	41	33,600	34,370	158	1
1	100	33,590	34,780	100	1
1	800	33,570	34,940	550	1
5	1864	33,500	34,960	45	1
1	60	33,350	34,980	280	1
1	5000	33,150	35,000	1210	5
1	254	33,100	35,110	400	2
1	800	33,030	35,240	1400	1
4	603	33,000	35,290	800	1
1	30	32,855	35,300	100	1
3	4170	32,800	35,370	200	1
1	100	32,530	35,390	175	1
1	600	32,510	35,600	1925	4
2	100	32,500	35,660	688	2
1	70	32,120	35,790	290	1
1	296	32,100	35,850	700	1
1	350	32,020	35,890	180	1
2	392	32,000	35,900	130	1
2	600	31,850	35,980	174	1

P
O
S
I
C
I
O
N
E
S



TELEFÓNICA

C
U
A
D
R
O

P
O
S
I
C
I
O
N
E
S

0,044	210080	11.233.908 (0)	132604	0,49%	
Ord. C.	Volumen C.	Precio C.	Precio V.	Volumen V.	Ord. V.
4	3000	9,000	9,090	600	1
2	1700	8,980	9,100	6095	4
2	820	8,970	9,115	1200	1
2	520	8,960	9,119	1500	1
13	16488	8,950	9,125	2000	1
5	13436	8,940	9,130	300	1
1	1100	8,935	9,140	2000	1
6	9315	8,930	9,145	2000	1
1	600	8,925	9,150	558	1
1	1700	8,921	9,160	5298	3
7	13951	8,920	9,168	4200	1
1	2300	8,912	9,170	6669	3
1	169	8,911	9,175	1500	1
17	18372	8,910	9,180	2000	1
1	300	8,905	9,183	110	1
1	1000	8,902	9,190	1000	1
2	5447	8,901	9,194	27500	1
86	113182	8,900	9,200	66317	13
1	5000	8,899	9,222	1500	1
1	1680	8,895	9,229	257	1



Telefonica

VISCOFAN

C
U
A
D
R
O

-0,040		3712	67.041 (0)		5759	-0,08%	
Ord. C.	Volumen C.	Precio C.	Precio V.	Volumen V.	Ord. V.		
1	50	50,700	51,630	290	1		
1	177	50,620	52,600	70	1		
1	593	50,560	53,400	500	1		
1	400	50,520	54,000	695	1		
1	91	50,500	54,430	100	1		
1	99	50,200	54,600	370	1		
1	99	50,100	54,800	100	1		
1	30	50,000	54,900	300	2		
1	200	49,500	55,000	380	2		
1	20	49,400	55,100	1768	2		
2	474	49,000	55,120	5	1		
1	30	48,520	55,200	54	1		
1	40	48,000	55,400	100	1		
1	200	47,020	55,480	70	1		
3	608	47,000	55,500	271	1		
1	32	46,500	55,550	36	1		
1	129	46,250	55,630	185	1		
1	210	45,580	55,660	65	1		
1	50	45,310	55,750	150	1		
2	180	43,000	55,900	250	1		

P
O
S
I
C
I
O
N
E
S



DESTACADOS DE LA SEMANA

La primera resistencia de B. Sabadell está en los 1,85 y la segunda en los 1,86.

BBVA tiene su primera resistencia en los 7,55 euros.

Los 5,75 es el prime soporte que tiene Santander.

En Telefónica vemos el primer soporte en la zona de los 8,90 euros.

DATOS FUNDAMENTALES

Símbolo	Último	Beneficio neto	BPA10	Capital	Capitalización ...	Cash flow	Crecimiento BPA	EV/OIBDA	Free cash flow	OIBDA/EV	Pay out	PER10
ABE.MC	16,420	795.500.000	18,894668	2.971.100.000	16.262.061.077	2.030.200.000	4,41	5,26	898.200.000	0,19	42,70	0,87
ACS.MC	33,780	751.000.000	72,497347	157.300.000	10.629.369.985	1.402.900.000		3,69	815.300.000	0,27	0,00	0,47
ACX.MC	11,700	80.320.000	681,141167	69.017.000	3.229.990.253	268.784.992		12,07	105.784.992	0,08	0,00	0,02
AENA.MC	166,650	1.215.800.000		1.500.000.000	24.997.500.000	1.834.700.000	32,35	10,34	1.530.700.000	0,10	33,43	
AMS.MC	53,300	743.480.992	12,460000	4.400.000	23.389.239.570	1.404.162.048	5,97		-49.148.928		42,35	
ANA.MC	75,310	351.980.640	149,418360	57.260.000	4.312.216.711	823.001.984		6,46	32.801.984	0,15	40,19	0,50
BBVA.MC	7,531	3.964.000.000	30.743.401.316,...	3.218.000.000	50.215.853.834	6.622.994.432	-2,15	-4,43	4.665.994.432	-0,23	13,18	0,00
BKIA.MC	4,580	804.163.008	-103,144000	9.213.862.912	13.187.341.183	4.552.141.824		7,10	3.203.890.816	0,14	37,50	-0,04
BKT.MC	8,224	490.100.000	9,892484	269.700.000	7.392.275.250	1.779.100.000	28,09		1.711.200.000		29,08	0,83
CABK.MC	4,255	1.047.000.000	4,378866	5.910.242.816	25.451.018.822	6.233.300.000	3,15		5.703.900.000		38,55	0,97
CLNX.MC	18,035	39.800.000		57.900.000	4.178.407.233	251.900.000		15,66	23.300.000	0,06	26,16	
COL.MC	7,389	273.700.000	-5.197.225.633,6...	892.100.000	2.899.961.244	168.500.000		21,29	-6.800.000	0,05	17,73	0,00
DIA.MC	5,179	295.655.008		62.246.000	3.223.702.281	251.272.992	29,19		-298.712.032		37,50	
ELE.MC	19,920	1.411.000.000	96,056853	1.271.000.064	21.090.342.171	2.995.000.064	-11,47	7,88	1.737.000.064	0,13	77,07	0,21
ENG.MC	23,445	417.222.016	36,809917	358.100.992	5.597.124.726	542.390.016	0,98	12,37	-271.307.968	0,08	45,14	0,64
FER.MC	18,880	377.000.000	3,119462	147.000.000	13.962.130.841	1.140.000.000	-13,17	8,80	963.000.000	0,11	0,00	6,05
GAM.MC	17,935	301.300.000	6,542934	47.500.000	12.216.306.556	656.300.000		19,36	445.200.000	0,05	13,77	2,74
GAS.MC	20,290	1.347.182.016	186,517748	1.000.689.024	20.303.986.729	3.374.321.920	2,19	8,32	1.521.261.952	0,12	98,15	0,11
GRF.MC	24,175	545.400.000	8,876020	119.600.000	10.301.687.867	553.300.000	31,78	9,70	260.600.000	0,10	16,31	2,72
IAG.MC	7,104	1.715.277.056	-43,160000	1.066.494.016	15.152.752.030	1.967.641.984			583.977.984		76,92	
IBE.MC	6,675	2.704.982.912	11,243850	4.771.558.912	41.652.000.000	6.719.883.776	-0,91	10,03	1.894.115.840	0,10	0,00	0,59
IDR.MC	12,925	69.900.000	18,714359	32.800.000	2.283.258.146	237.200.000		7,07	198.400.000	0,14	0,00	0,69
ITX.MC	33,635	3.156.957.440	884.416.635,671...	93.500.000	104.828.590.020	4.131.404.032	10,64	20,08	2.699.404.032	0,05	29,70	0,00
MAR.MC	3,174	775.400.000	6,405607	308.000.000	9.774.502.089	131.600.000	-2,30	5,54	-177.800.000	0,18	28,00	0,50
MEL.MC	12,875	100.700.000	6,873744	45.900.000	2.957.387.500	257.100.000	2.147.483.647,00	9,40	118.800.000	0,11	9,03	1,87
MRL.MC	11,080	582.600.000		469.800.000	5.205.059.910	-81.500.000		7,32	-257.000.000	0,14	6,69	
MTS.MC	20,065	2.263.000.000	314,217845	9.403.000.000	20.504.496.195	1.777.000.000			-3.061.000.000		44,53	0,07
REE.MC	18,045	636.920.000	31,358375	270.540.000	9.763.788.600	1.007.129.984	25,98	10,37	642.729.984	0,10	68,01	0,58
REP.MC	13,440	1.735.999.936	28,881870	1.496.000.000	20.111.681.197	3.889.999.872		7,22	1.886.999.872	0,14	0,00	0,47
SAB.MC	1,844	710.432.000	7,487893	702.019.008	10.356.182.805	4.149.262.080	11,92	-0,57	4.557.703.072	-1,76	0,00	0,25
SAN.MC	5,809	6.620.000.000	21,551268	7.291.000.000	84.708.817.132	12.857.000.000	4,63		3.621.000.000		37,37	0,27
TEF.MC	9,051	2.371.000.000	43.163.240,485,...	5.038.000.000	45.597.172.964	13.364.000.000	-28,84	3,03	4.177.000.000	0,33	86,62	0,00
TL5.MC	10,105	170.996.992	12,876324	168.358.752	3.402.530.236	447.564.416		7,22	244.564.416	0,14	94,23	0,78
TRE.MC	34,055	128.800.000	37,762698	5.600.000	1.903.538.280	59.100.000	-9,88	7,47	42.400.000	0,13	57,99	0,90
VIS.MC	51,200	129.400.000	58,995063	32.600.000	2.386.108.518	140.500.000	4,43	11,16	59.800.000	0,09	29,54	0,77